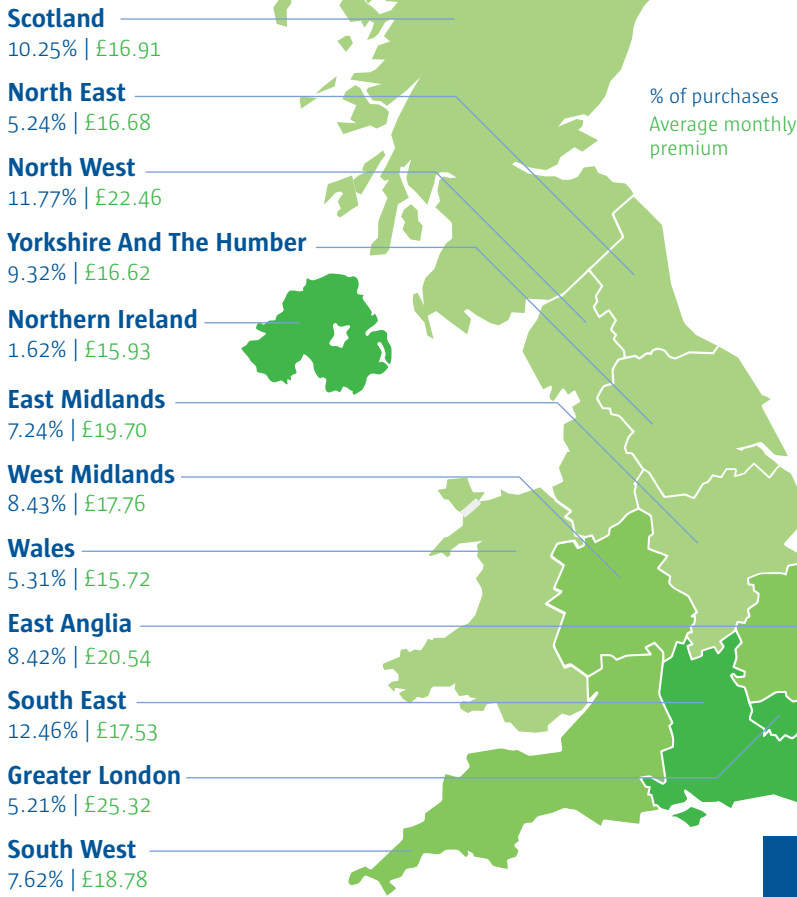



Region



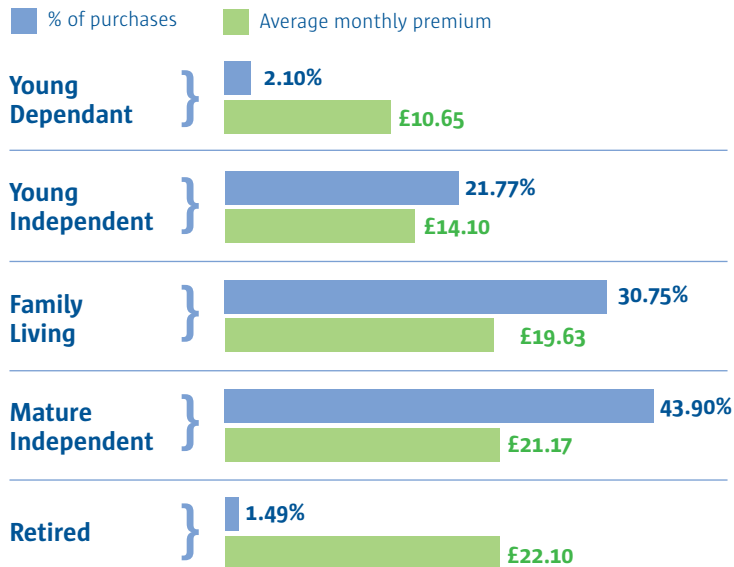
Life Snapshot



Age

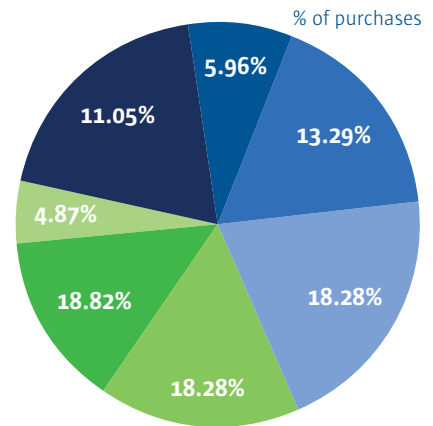
Age	Average monthly premium
16 - 24	£10.23
25 - 34	£15.49
35 - 44	£22.19
45 - 54	£25.57
55 - 64	£27.44
65+	£32.18

Lifestage

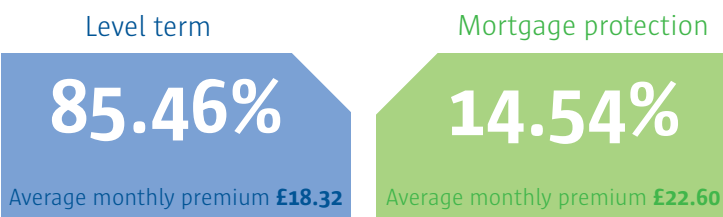


Cover Term

Cover term (years)	Average monthly premium
5-10	£16.78
11-15	£21.78
16-20	£20.04
21-25	£18.89
26-30	£19.27
31-40	£19.02
41-50	£16.28

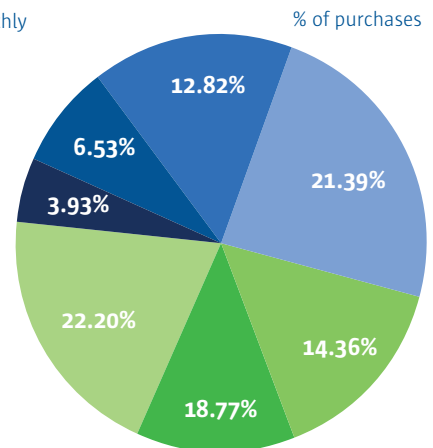


Cover Type



Cover Amount

Cover amount (£)	Average monthly premium
10,000-19,999	£7.28
20,000-49,999	£11.48
50,000-99,999	£14.00
100,000-149,999	£15.46
150,000-199,999	£19.85
200,000-249,999	£20.01
250,000+	£27.94



Based on data from comparethemarket.com between June 2017 - September 2018



comparethemarket™