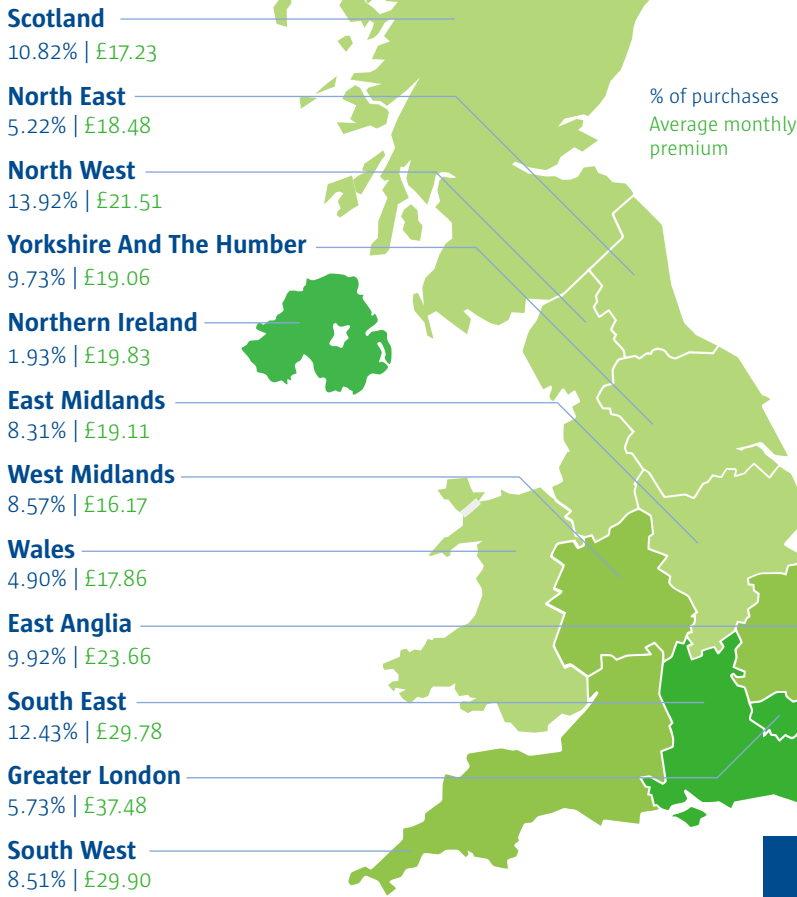



Region



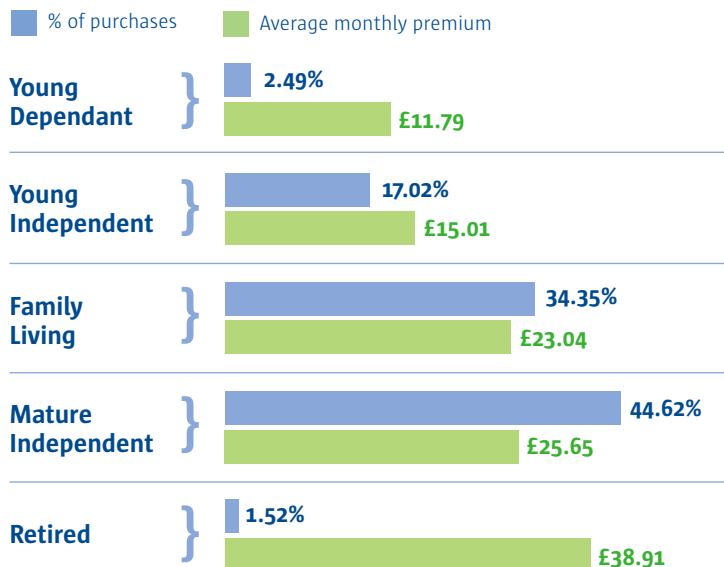
Life Snapshot



Age

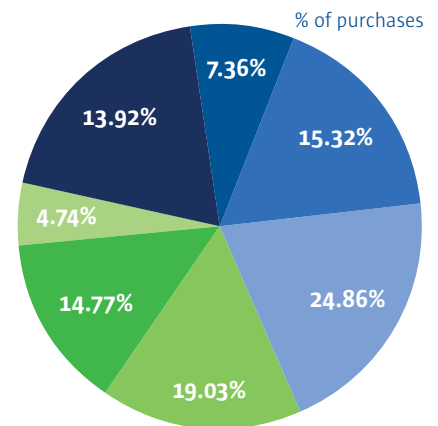
Age	Average monthly premium
16 - 24	£10.94
25 - 34	£16.78
35 - 44	£25.68
45 - 54	£32.67
55 - 64	£34.47
65+	£64.13

Lifestage

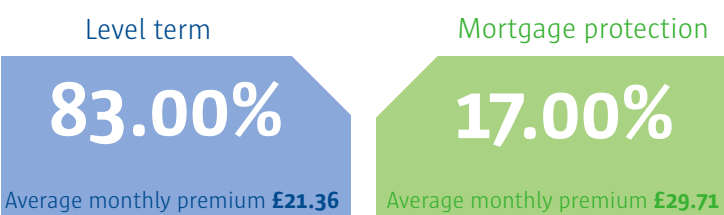


Cover Term

Cover term (years)	Average monthly premium
5-10	£20.19
11-15	£25.38
16-20	£25.52
21-25	£24.49
26-30	£23.59
31-40	£20.04
41-50	£14.43

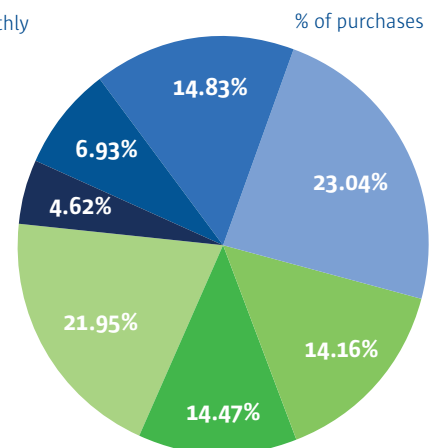


Cover Type



Cover Amount

Cover amount (£)	Average monthly premium
10,000-19,999	£7.29
20,000-49,999	£9.75
50,000-99,999	£14.93
100,000-149,999	£18.94
150,000-199,999	£22.08
200,000-249,999	£26.94
250,000+	£37.28



Based on data from comparethemarket.com between July 2017 - October 2017