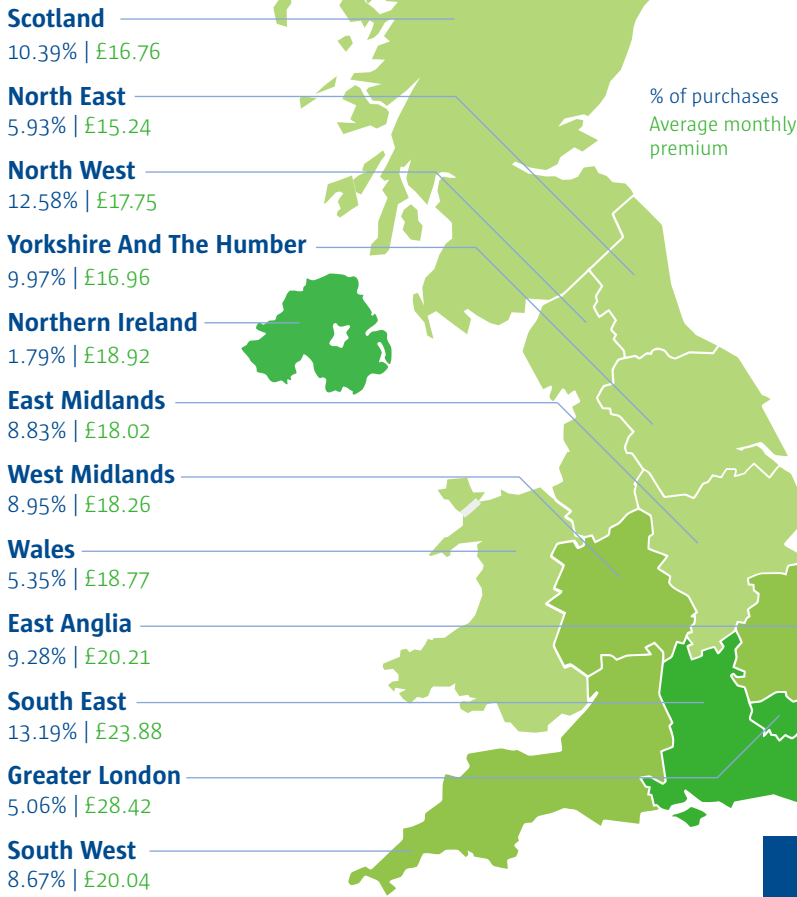



## Region



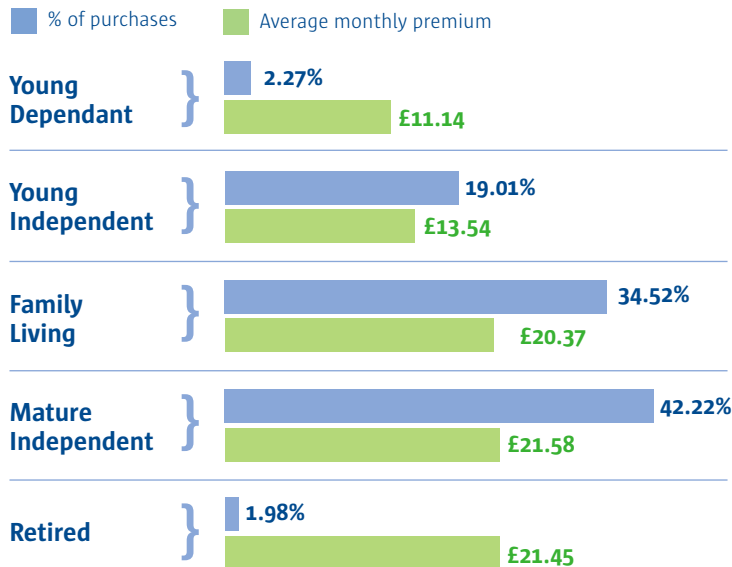
# Life Snapshot



## Age

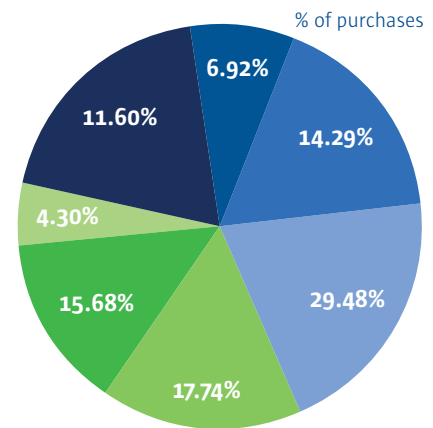
| Age     | Average monthly premium |
|---------|-------------------------|
| 16 - 24 | £9.84                   |
| 25 - 34 | £15.86                  |
| 35 - 44 | £22.52                  |
| 45 - 54 | £25.23                  |
| 55 - 64 | £28.13                  |
| 65+     | £30.36                  |

## Lifestage

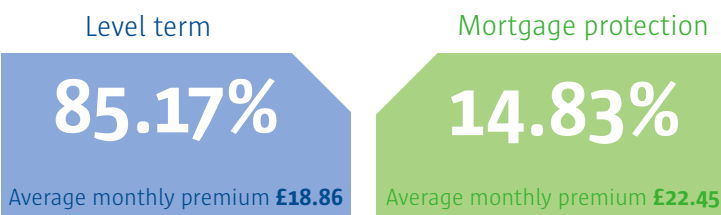


## Cover Term

| Cover term (years) | Average monthly premium |
|--------------------|-------------------------|
| 5-10               | £16.42                  |
| 11-15              | £22.78                  |
| 16-20              | £22.18                  |
| 21-25              | £18.90                  |
| 26-30              | £19.28                  |
| 31-40              | £19.58                  |
| 41-50              | £15.84                  |

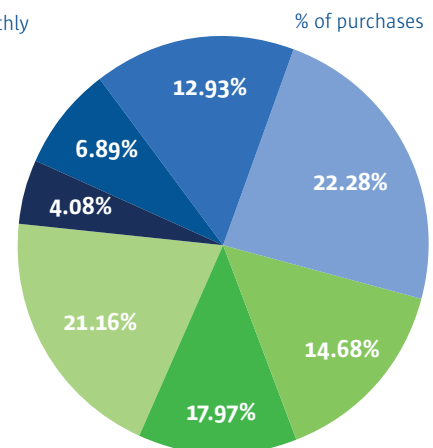


## Cover Type



## Cover Amount

| Cover amount (£) | Average monthly premium |
|------------------|-------------------------|
| 10,000-19,999    | £8.08                   |
| 20,000-49,999    | £11.38                  |
| 50,000-99,999    | £14.03                  |
| 100,000-149,999  | £15.90                  |
| 150,000-199,999  | £20.23                  |
| 200,000-249,999  | £20.64                  |
| 250,000+         | £29.49                  |



Based on data from [comparethemarket.com](http://comparethemarket.com) between February 2018 - June 2018