


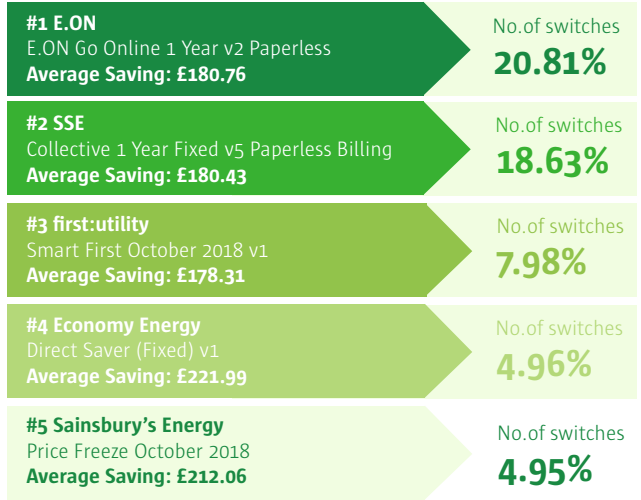
# Energy Snapshot



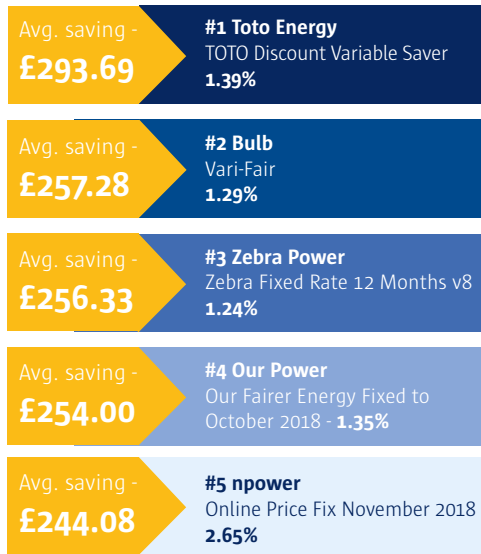

## The biggest winners and losers



## Most popular tariffs



## Highest saving tariffs




## Switches by area

Rank	region	% of switches	Average savings
1	South East	13.13%	£196.16
2	North West	12.41%	£183.15
3	South West	10.05%	£181.78
4	Yorkshire & The Humber	9.94%	£178.23
5	East Anglia	9.24%	£187.32
6	West Midlands	9.23%	£183.67
7	East Midlands	8.53%	£191.09
8	Greater London	8.46%	£182.09
9	Scotland	8.34%	£181.43
10	Wales	5.56%	£180.78

## Switches by age

Person age	% of switches	Average saving
Under 21	0.94%	£164.95
21 - 24	6.33%	£143.15
25 - 29	12.45%	£145.41
30 - 39	23.77%	£174.41
40 - 49	20.08%	£196.94
50 - 64	22.93%	£202.32
65 - 79	10.90%	£199.60
80 +	2.60%	£217.81



## Tariffs ending November 2017

- |  |  |   |
|--|--|---|
| <p><b>British Gas</b></p> <ul style="list-style-type: none"> <li>HomeEnergy Capped Nov 2017</li> <li>HomeEnergy Reward Nov 2017</li> </ul> <p><b>EDF Energy</b></p> <ul style="list-style-type: none"> <li>Blue+Price Freeeeze November 2017</li> <li>Blue+Fixed Prepay November 2017</li> </ul> <p><b>first:utility</b></p> <ul style="list-style-type: none"> <li>First Fixed November 2017</li> </ul> | <ul style="list-style-type: none"> <li>First Fixed November 2017 v2 Online</li> <li>First Fixed November 2017 v3 Full Service</li> </ul> <p><b>npower</b></p> <ul style="list-style-type: none"> <li>Online Fix November 2017</li> <li>Protect and Fix November 2017</li> </ul> <p><b>Sainsbury's Energy</b></p> <ul style="list-style-type: none"> <li>Price Freeze November 2017</li> <li>Price Promise November 2017</li> </ul> | <p><b>ScottishPower</b></p> <ul style="list-style-type: none"> <li>Help Beat Cancer Fixed Price Energy Nov 2017</li> <li>Help Beat Cancer Fixed Price Energy Nov2017 Online</li> <li>Online Fixed Price Energy November 2017</li> <li>Online Fixed Saver November 2017</li> </ul> |
|--|--|---|