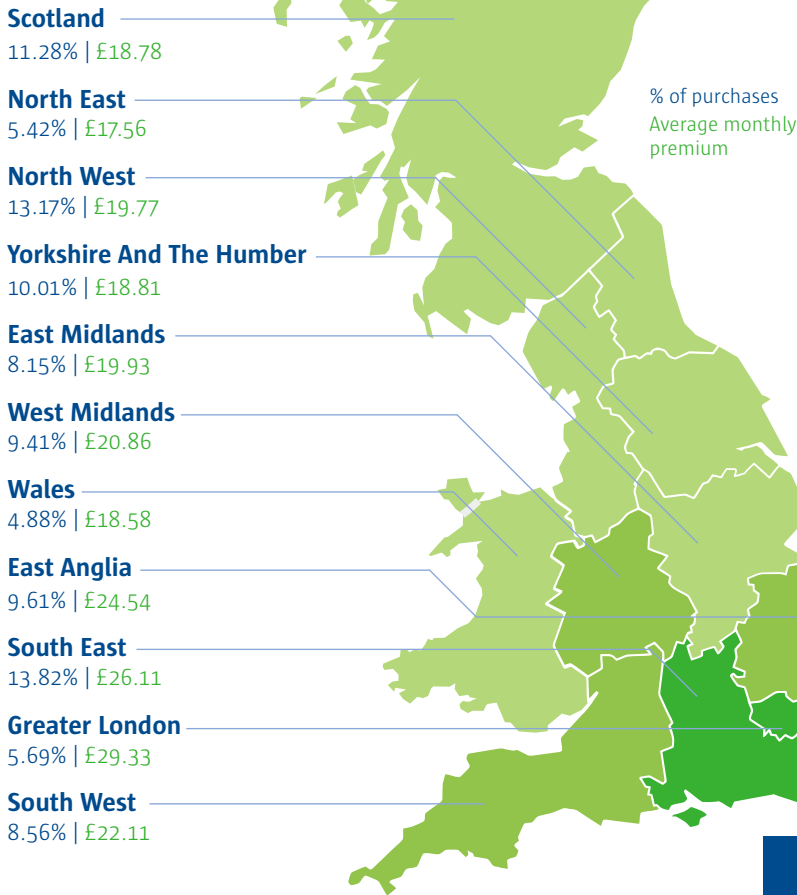



Region



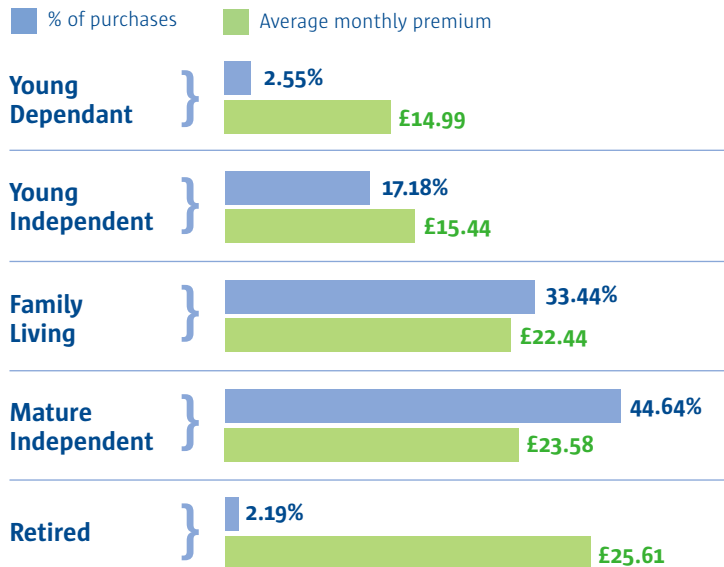
Life Snapshot



Age

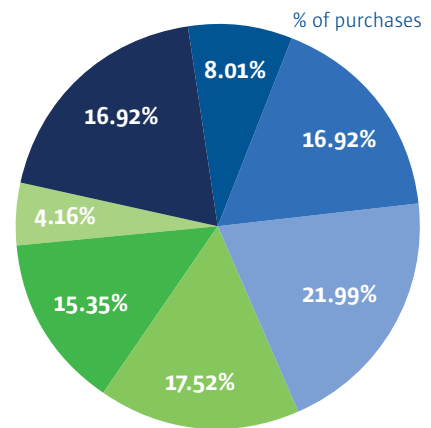
Age	Average monthly premium
16 - 24	£11.48
25 - 34	£17.60
35 - 44	£22.49
45 - 54	£28.12
55 - 64	£29.02
65+	£30.49

Lifestage

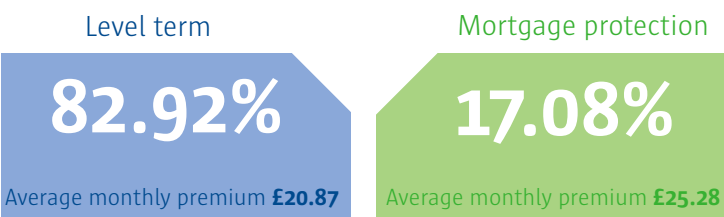


Cover Term

Cover term (years)	Average monthly premium
5-10	£18.29
11-15	£24.65
16-20	£23.01
21-25	£23.25
26-30	£21.39
31-40	£21.27
41-50	£16.69

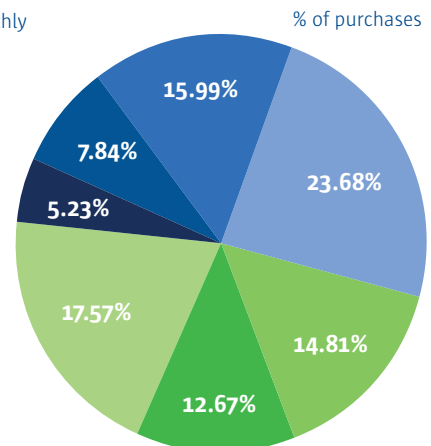


Cover Type



Cover Amount

Cover amount (£)	Average monthly premium
10,000-19,999	£7.79
20,000-49,999	£11.79
50,000-99,999	£15.17
100,000-149,999	£18.13
150,000-199,999	£22.64
200,000-249,999	£25.72
250,000+	£35.20



Based on data from comparethemarket.com between April 2017 - June 2017